

SafeAssign Release Notes: May 2014

Building Block Name: SafeAssign

Date Released: May 21, 2014

Released by: SafeAssign Central Services Update

Minimum Learn Version

All Blackboard Learn 9.1 Releases using SafeAssign




Description

The SafeAssign Originality Report has been updated in the following ways:

- Each source now has a color unique to the source. Text matching the source is highlighted in the unique source color. There are a maximum of 30 different colors. This matches the maximum of 30 different sources.
- By default, all citation source highlighting is on. Instructors can click **Show/Hide All Highlighting** to turn source highlighting off and on for all sources at once.
- The report layout has been improved for narrow screens. The report information and citations now appear at the top of the submission when instructors reduce the width of the viewing area.
- Instructors click **Select Sources and Resubmit** to determine which sources they want to include in the next report. By default, all sources are included. Instructors can clear the check box for each source to exclude from the results. This behavior is the reverse of previous releases.
- The page instructors are redirected to after resubmitting a paper has been updated to be more in line with the styling of the new report.

Comparison of Recent Updates to the SafeAssign Originality Report

Click the images to enlarge them in your browser and make the text readable. Use your browser's back button to return to the topic.

May 2014 Update	April 2014 Update	Prior to April 2014 Update
		
<ul style="list-style-type: none"> • Each source has a color specific to the source. Text matching a source is highlighted in the source color. • Report information and citations appear in the right panel of the report. When instructors reduce the width of the viewing area, report information and citations appear at the top. • Instructors can click Print to print, save, and email a PDF of the report. • Instructors click Select Sources and Resubmit to determine which sources they want to include in the next report. By default, all sources are included. Instructors can clear the check box for each source to exclude from the results. • Instructors can click Show/Hide All 	<ul style="list-style-type: none"> • The look and feel was updated to be visually appealing and not overwhelming. • All sources used the same highlighting color. • Report information, citations, and multiple attachments and attempts appeared in the right panel of the report. • Instructors could click Print to print, save, and email a PDF of the report. • Instructors could select the check box for each source to exclude from the results. 	<ul style="list-style-type: none"> • Each source has a color specific to the source. Text matching a source is highlighted in the source color. • Paper information and suspected sources appeared at the top of the report. • Instructors could choose to print, download, or email a direct link of the report. The direct link option was insecure and removed in the April 2014 release. • Instructors could select the check box for each source to exclude from the results. • Instructors could choose to turn highlighting on or off for all sources at once.

May 2014 Update	April 2014 Update	Prior to April 2014 Update
Highlighting to turn source highlighting off and on for all sources at one time.		

Default State

Enabled

Roles

- Instructors can use SafeAssign to investigate plagiarism potential in assignment submissions.
- If allowed by instructors, students can review their own work for plagiarism potential.